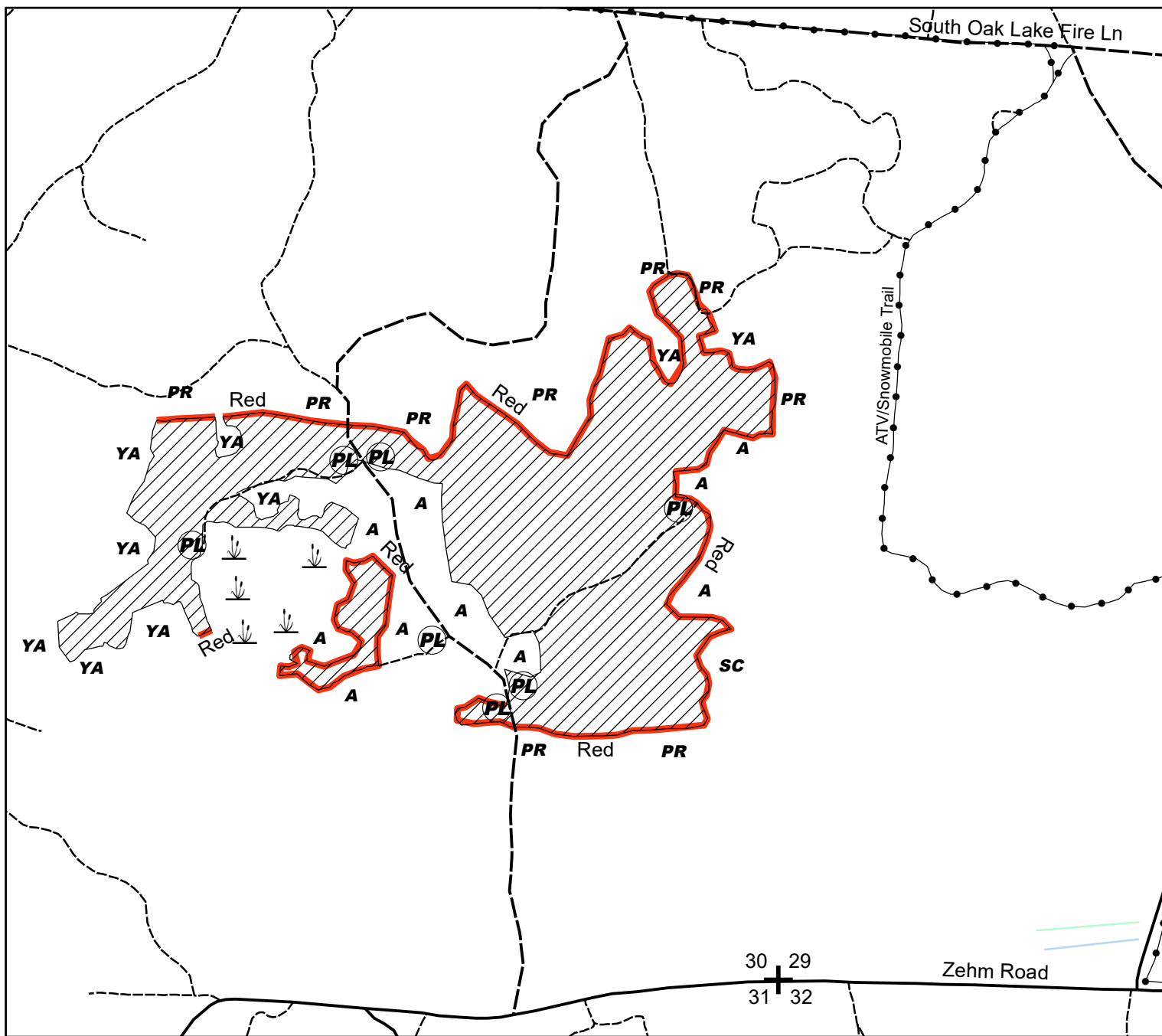








WASHBURN COUNTY FOREST  
 TIMBER SALE PROSPECTUS MAP - TRACT 20-21

Sec. 30 T.41N.- R-13W



**Legend**

- |  |                       |   |             |   |               |   |                      |
|--|-----------------------|---|-------------|---|---------------|---|----------------------|
|  | Sale Area A: Red Pine |  | Wetland     | <b>PR</b>   | Red Pine      |  | ATV/Snowmobile Trail |
|  | Proposed Landing      | <b>A</b>  | Aspen       | <b>SC</b>   | Swamp Conifer |   |                      |
|  | Section Corner        | <b>YA</b>   | Young Aspen |  | Logging Trail |   |                      |